

Fund Review In August, the Fund returned 4.6%. In comparison, the TSX Venture index and TSX Total Return index returned (1.3%) and 0.3% respectively during the month.

In recent commentaries we have highlighted the Fund's substantial warrant portfolio. The warrants provide approximately 60% coverage and have been accumulated at no cost. We have commented several times that once the junior market turns, the warrants will provide strong leverage to returns. This has begun to occur. Since January, at which time the TSX Venture index hit an all-time low, the value of the warrants has appreciated by over 1,000%. Gains in the warrant portfolio during the month contributed to a substantial portion of the return in August.

Now that the summer is over, we expect that the newsflow will become more active for many of our positions. This should further support share price gains as we expect important milestones for many of our holdings.

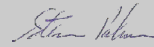
We have recently added slightly to the Fund's resource exposure. Current sector allocations are as follows: 39% technology, 24% life sciences, 8% consumer, 1% energy, 1% precious metals and 27% base metals.

Outlook The most recent data for the TSX Venture index provides further evidence that investor interest is returning to the junior market. Trading volume has been 36% higher this summer as compared to 2015 while the value traded has also increased by 25%. In addition, the number of financings are up 48%. Although these numbers are a strong improvement in activity levels over last year, they still pale to activity levels from 2011 when these numbers were substantially higher. This is supportive of our view that we are in the early stages of the bull market in Canadian small cap equities.

The sentiment indicators which we highlighted in our special commentary in February ([Reasons to be Optimistic on Canadian Venture Stocks](#)) have been proven to be predictive once again. This report highlighted several contrarian indicators that historically have been very accurate in coinciding with significant equity market lows when they obtain extreme levels. It is interesting to note that the majority of these indicators remain near similar extreme levels reached in January 2016 despite the strong increase in North American equity indices.

We remain confident that the Canadian junior equity market has turned and remains in the early stages of a bull market which we believe will take the TSX Venture index substantially higher.

Regards,

Steven Palmer, CFA
President and CIO

Performance* (as of August 31, 2016)

	August	YTD	1 Year	3 Year	5 Year	Inception	Cumulative
AlphaNorth Partners	4.6%	11.6%	(18.0%)	(24.6%)	(24.0%)	(0.8%)	(6.8%)
S&P/TSX Venture	(1.3%)	49.5%	34.0%	(4.6%)	(16.6%)	(13.3%)	(70.9%)
S&P/TSX Composite TRI	0.3%	14.4%	4.0%	8.5%	5.5%	3.8%	37.9%

Key Reasons to Own This Fund:

PROVEN LONG TERM PERFORMANCE:

- Management team has a 18 year track record of generating industry leading returns (17% annualized)**

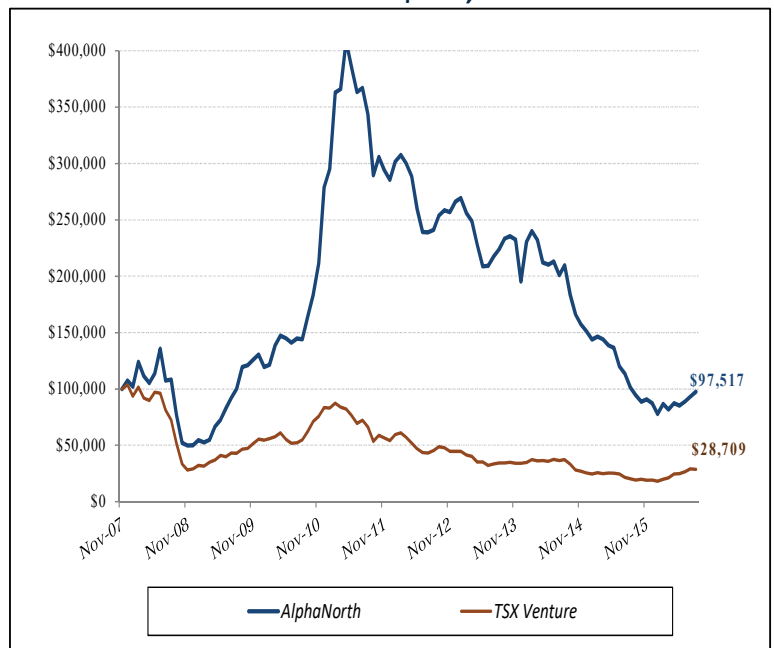
DIVERSIFICATION THROUGH SMALL CAP:

- AlphaNorth Partners Fund is well diversified across the resource, technology and life sciences sectors
- One of the best performing asset classes over the long term which compliments any investment portfolio and greatly enhances wealth accumulation

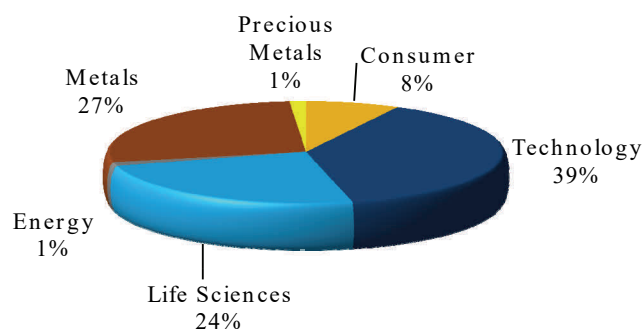
UNIQUE ASPECTS:

- Management and employees own a significant portion of fund assets
- All performance fees are reinvested into the fund

Growth of Initial Investment \$100,000



Current Sector Allocation



Fund Information

Lead Manager	Steven Palmer
Inception	December 1, 2007
Fund Type	Alternative Strategies (Long biased small cap)
Fund Codes	Class A: AAM100, Class D: AAM200
Eligibility	Accredited Investors only
Fund Details	Management Fee Class A- 2%, Class D- 2.5% 20% Performance Fee Perpetual High water mark
Sub/Redemption	Monthly, 90 day notice
Lock-up	None
Redemption Fee	Class A: none; Class D: 3% yr 1, 1.5% yr 2
Beta Compared to	S&P/TSX Venture: 0.87
Sales Contact	Steve Palmer 416-483-4448

Monthly Performance*

	Jan	Feb	Mar	Apr	May	Jun	Jul	Aug	Sep	Oct	Nov	Dec	Year
2007												7.4%	7.4%
2008	(5.0%)	21.6%	(10.1%)	(5.6%)	8.1%	19.2%	(20.7%)	0.7%	(29.1%)	(31.9%)	(4.9%)	0.7%	(53.3%)
2009	9.0%	(3.5%)	4.0%	21.2%	9.0%	14.1%	11.5%	9.0%	19.1%	1.2%	4.1%	3.7%	160.6%
2010	(8.5%)	1.7%	14.0%	6.4%	(1.6%)	(2.7%)	2.6%	(0.4%)	14.2%	11.3%	15.4%	31.9%	113.6%
2011	5.8%	23.0%	0.9%	11.7%	(5.7%)	(5.7%)	1.0%	(6.5%)	(15.6%)	5.6%	(3.8%)	(2.9%)	2.4%
2012	5.6%	2.0%	(2.4%)	(3.9%)	(9.9%)	(7.9%)	(0.1%)	0.9%	5.3%	1.8%	(0.7%)	3.6%	(6.8%)
2013	1.3%	(4.9%)	(2.9%)	(8.4%)	(8.4%)	0.2%	4.1%	2.9%	4.2%	1.0%	(1.3%)	(16.0%)	(26.6%)
2014	18.1%	4.1%	(3.3%)	(8.6%)	(0.9%)	1.4%	(5.7%)	4.3%	(12.5%)	(9.5%)	(5.5%)	(3.6%)	(22.6%)
2015	(4.9%)	1.8%	(1.6%)	(3.8%)	(1.6%)	(12.1%)	(5.3%)	(10.7%)	(6.9%)	(6.1%)	2.5%	(3.95)	(42.3%)
2016	(10.8%)	11.4%	(5.8%)	7.0%	(2.6%)	4.4%	4.9%	4.6%					11.6%

Investment Strategy

The AlphaNorth Partners Fund Inc. (the "Fund") is a long-biased, small cap hedge fund which focuses primarily on Canadian companies. The Fund's investment objective is to maximize returns over the long term through superior selection of principally Canadian securities. AlphaNorth believes that superior long term investment returns are achievable by exploiting inefficiencies in the Canadian small cap universe through careful security selection on both a long and short basis. Fundamental analysis of companies is used in combination with technical analysis techniques, which has proven to be successful, to assist in the timing of buy/sell decisions. The firm combines both a bottom-up and top-down strategy in the selection of investments offering the best risk/reward characteristics.

Company Profile

Founded in 2007, AlphaNorth Asset Management's goal is to achieve superior long term returns for investors. Our value added approach combines the successful track record and investment experience of Steven Palmer and Joey Javier who have worked together as a team since 1998 in the investment industry. Presently, AlphaNorth manages the AlphaNorth Partners Fund, a long biased small cap focused hedge fund, the AlphaNorth Resource Fund and the AlphaNorth Growth Fund.

Key Personnel:

Steven Palmer is the President and CEO of AlphaNorth Asset Management. Mr. Palmer started his career in the investment industry in 1995 on the sell side of the business before transitioning to the buy side in 1997. Most recently, from July 1998 to August 2007 he was employed as Vice President - Canadian Equities at one of the world's largest financial institutions where he managed the Canadian equity assets of approximately \$350 million. Mr. Palmer managed a pooled fund focused on small capitalization companies from inception in 1998 to August 2007 achieving returns that were ranked #1 in performance by a major fund ranking service in their small cap pooled fund category (35.8% annualized over 9 years as compared to 10.0% for the S&P/TSX Composite and 13.0% for the BMO Weighted Small Cap Total Return Index) over the same period. Mr. Palmer also managed a large cap fund which was ranked in the first quartile for the following time periods: one year, two year, 3 year, 4 year, 5 year and 10 year. Mr. Palmer earned a BA in Economics from the University of Western Ontario and is a CFA.

Joey Javier is Vice President and Secretary of AlphaNorth Asset Management. Mr. Javier started his career in the investment industry in 1997 as an Equity Trader for one of the world's largest financial institutions where he worked together with Mr. Palmer as the equity team. Mr. Javier was responsible for all equity and money market trading as well as back-up for the fixed income portfolio manager. Mr. Javier has a BA in Economics from York University.

Disclaimer

*The information contained in this document is not a solicitation to sell any investment products offered by AlphaNorth Asset Management. The information contained herein is for discussion purposes only. Please refer to the Offering Memorandum for complete details of any investment products offered by AlphaNorth Asset Management. There is no guarantee of performance and past performance is not indicative of future results. Returns are presented for Class A shares on an annualized basis except where noted and stated net of all fees. The inception date is December 1, 2007 for the fund. Returns subsequent to 2015 are unaudited. **Based on growth of investment in institutional small cap pooled fund from inception August 1, 1998, to August 1, 2007, and growth of investment in AlphaNorth Partners Fund Inc. from inception December 1, 2007 to the current NAV.